



istent
infinite...

GLAUKOS

Discover a powerful
new treatment option
for your glaucoma

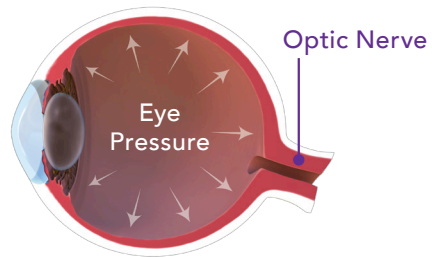
GLAUCOMA AND EYE PRESSURE

Causes of eye pressure and how it can impact your vision

Glaucoma is a group of diseases that damage the eye's optic nerve. The condition is generally not something you can feel, which may result in its going undiagnosed without proper checkups. If left untreated, glaucoma can worsen over time, leading to vision impairment and even blindness.

A major risk factor for developing glaucoma is increased eye pressure. Fluid inside the eye carries nutrients to the lens and cornea, then drains out through a natural filter called the trabecular meshwork. If the fluid cannot drain properly, it builds up, resulting in increased pressure inside the eye. Additional risk factors:

- Advanced age
- Severe myopia (nearsightedness)
- Poor blood circulation
- Genetics (having another family member with glaucoma)

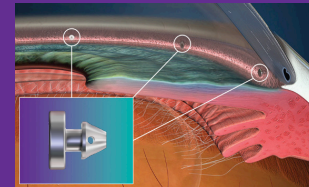


HELP RESTORE THE EYE'S NATURAL FLOW

Optimised pressure relief from a micro-invasive procedure

iStent infinite® is designed to provide long-term IOP control in patients with glaucoma on anti-hypertensive medication, including those who have failed medical or surgical intervention.

iStent infinite® uses 3 micro-sized stents to create openings through the trabecular meshwork, helping the fluid in the eye drain properly. These stents are so small that you will not be able to see or feel them, but they are designed to work constantly to reduce eye pressure.



Unlike more invasive glaucoma surgeries, iStent infinite® preserves 97% of your eye's natural tissue.





DESIGNED TO REDUCE PRESSURE SAFELY

Powerful glaucoma therapy that protects vision

iStent infinite® is designed to tackle even tough-to-treat glaucoma effectively and safely:

- 24/7 control over glaucoma can help manage disease progression and lower eye pressure, and it may reduce reliance on medications
- Fewer medications can mean fewer side effects and less eye irritation

Glaucoma medications are bothersome to many

Medications are associated with side effects such as:

- Eye redness
- Changing colour of the iris
- Droopy eyelids
- Darkening skin around the eye

Glaucoma medications can also interfere with your life, requiring you to make time to take them, ensure they are applied correctly, and continue paying for refills.

iStent infinite® is built on a proven platform of technology designed to reduce eye pressure after the procedure, with an excellent overall safety profile.

DESIGNED WITH YOUR GLAUCOMA NEEDS IN MIND

iStent infinite® is a versatile treatment option

iStent infinite® is designed to create open pathways that help maximise the drainage of eye fluid to relieve eye pressure and slow the progression of glaucoma.

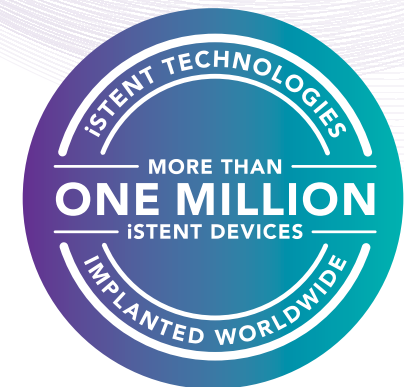
- For adults at any stage of glaucoma on ocular anti-hypertensive medications
- May reduce the need for glaucoma drops and help prevent the need for more procedures
- Proven to effectively lower eye pressure



NEW POSSIBILITIES ARE A REALITY

**Talk with your doctor about
iStent infinite® today!**

If medications have been unsuccessful in managing your glaucoma, you may be a candidate. Ask your doctor whether iStent infinite® is right for you.



SightWise and Glaucoma NZ provide FREE education and support to people living with glaucoma.

If you or someone you care for has been diagnosed with glaucoma, please see contact details below:



1800 500 880
www.glaucoma.org.au/sightwise



0800 452 826
www.glaucoma.org.nz/About-Us/What-Does-Glaucoma-NZ-Do



IMPORTANT SAFETY INFORMATION INDICATION FOR USE The iStent infinite® Trabecular Micro-Bypass System Model IS3 is intended to reduce intraocular pressure in adult patients diagnosed with primary open-angle glaucoma (POAG) currently treated with ocular anti-hypertensive medication. The device can be implanted with or without cataract surgery. **CONTRAINDICATIONS.** The iStent infinite System is contraindicated under the following circumstances or conditions: In eyes with primary angle closure glaucoma, or secondary angle-closure glaucoma, including neovascular glaucoma, because the device would not be expected to work in such situations; In patients with retrolental tumor, thyroid eye disease, Sturge-Weber Syndrome or any other type of condition that may cause elevated episcleral venous pressure. **WARNINGS.** Gonioscopy should be performed prior to surgery to exclude congenital anomalies of the angle, PAS, rubeosis, or conditions that would prohibit adequate visualisation that could lead to improper placement of the stent and pose a hazard. **MRI INFORMATION.** The iStent infinite is MR-Conditional, i.e., the device is safe for use in a specified MR environment under specified conditions; please see Directions for Use (DFU) label for details. **PRECAUTIONS.** The surgeon should monitor the patient postoperatively for proper maintenance of IOP. Three out of 61 participants (4.9%) in the pivotal clinical trial were phakic. Therefore, there is insufficient evidence to determine whether the clinical performance of the device may be different in those who are phakic versus in those who are pseudophakic. **ADVERSE EVENTS.** The most common postoperative adverse events reported in the iStent infinite pivotal trial included IOP increase ≥ 10 mmHg vs. baseline IOP (8.2%), loss of BSCVA ≥ 2 lines (11.5%), ocular surface disease (11.5%), perioperative inflammation (6.6%) and visual field loss ≥ 2.5 dB (6.6%). **CAUTION.** Please see DFU for a complete list of contraindications, warnings, precautions, and adverse events.